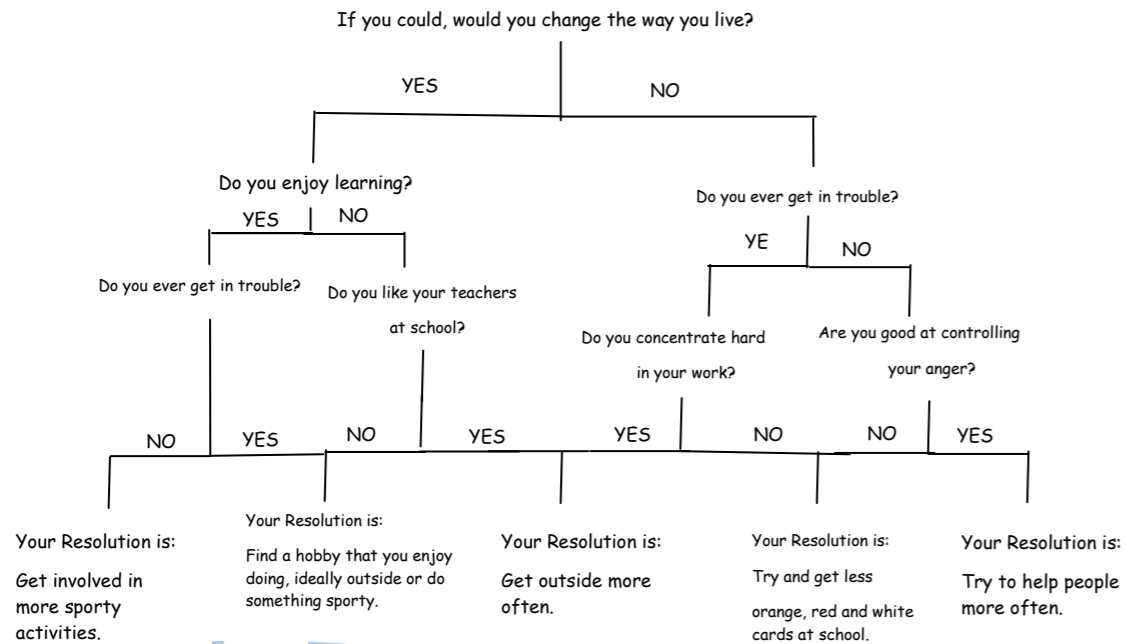


Resolution Decision Tree

FIND YOUR PERFECT RESOLUTION



By Phoebe Thomas and Tamaris Knox-Booth

Recording Resolutions

By Lauren Cozens

A new year is a great time to have a new start. Resolutions are a perfect way to achieve a goal. But sometimes resolutions can be hard to keep. Have you ever chosen a resolution and not been able to keep it? Maybe you just haven't been able to choose one? This might even be your first time setting a resolution. If so, this easy guide can help:

Setting a resolution

Setting a resolution can be simple. First it might be helpful to think about last year and any mistakes made. Behaviour is a key point in your life and a resolution can help improve it *e.g. to be given less orange cards*. Food is also featured in resolutions *e.g. to eat more vegetables or to try new foods*. Of course these are just some ideas and everybody has something different about them that they want to change. Another way to choose your resolution is to use the resolution decision tree!

Keeping a resolution

To keep a resolution it is best to plan in months. This means to set a goal that is achievable in a month *e.g. to try new foods = to eat two new meals during the month*. If you do not achieve your one-month goal, try it again. If it seems you overestimated yourself decrease (make smaller) the challenge *e.g. to eat one new meal during the month*. If you feel you underestimated yourself increase (make bigger) the challenge *e.g. to eat at least three new meals during the month*. Do this each month and by the end of the year you can say you have achieved your resolution.

Teacher Test Answers:

Ms Rees — Talk less, think more.

Miss Teale — Eat fewer chocolate biscuits.

Miss Hawes — Do things straight away & read more

Mr Herbert — Get fit/ Cycle to work more

Miss Dixon — Go running more/ Eat less sugar

Miss McBride — Drink less tea and more water

Mr Snowden — Read more in bed

February 2015



Tiddler Times

Festive China

By Thibaut M.

Any idea how and when the Chinese new Year began? It started approximately around the time of the Shang dynasty (1766 BC to 1122 BC) although may have started as early as when the Emperor Yao and Shun ruled, 2300 BC. When the solar based calendar was complete and ready to use, Emperor Wu (157BC–87BC) of the Han Dynasty (206 BC - 220) established the 1st day of the 1st month of the year as the new year, which we now use. The Chinese new year this year, 2015, will be on Thursday the 19th February 2015.

There are some tales and legends involving the Chinese new year. One of which includes a mythical beast called "Year". It looked like an Ox with the head of a lion and lived in the sea until the night of new years eve where "Year" would come out of the ocean and destroy properties, harm animals and people. Later on humans discovered that "Year" was afraid of the colour red, fire and loud sounds. For self protection the people of China started posting red 'Dui Lian'(Chinese poetry) in front of their homes, launching fireworks and hanging lanterns at the years end.

Long ago in China, the Jade emperor decided to make a swimming race. He made sure to find 12 animals to be his contestants and if they made it they would have a year named after them. The all lined up at the river's edge : the rat, Ox, tiger, rabbit, dragon, snake, horse, sheep, monkey, rooster, dog, cat and Boar and then the race began. The cat and Rat had asked the Ox for help and so the Ox carried them across the river. When they were a few meters from the shore the rat pushed the cat off the Ox's back and jumped on to the Ox's horns, and so he claimed 1st place and the Ox had to be satisfied with 2nd place. Soon the Tiger arrived and was crowned 3rd place. Next the Rabbit arrived on to the bank and took 4th place and then the Dragon arrived claiming 5th place. When the emperor saw the horse galloping towards him he thought the horse was going to be 6th place but suddenly a snake burst out of the horses hooves and took 6th so the horse had to be content with 7th place. Not long afterwards a barge arrived with the goat, monkey and rooster. The Goat won 8th; the monkey won 9th and the rooster won 10th place. Finally the dog and the boar arrived who claimed 11th and 12th place. The emperor congratulated the animals by naming a year after them.



Find out what the animal of your birth year is !!!

Year	Chinese new year date	Animal sign
2015	From the 19.02.2015 until the 07.02.2016	Sheep
2015	From the 31.01.2014 until the 18.02.2015	Horse
2013	From the 10.02.2013 until the 30.01.2014	Snake
2012	From the 23.01.2012 until the 09.02.2013	Dragon
2011	From the 03.02.2011 until the 22.01.2012	Rabbit
2010	From the 14.02.2010 until the 02.02.2011	Tiger
2009	From the 26.01.2009 until the 13.02.2010	Ox
2008	From the 07.02.2008 until the 25.01.2009	Rat
2007	From the 18.02.2007 until the 06.02.2008	Boar
2006	From the 29.01.2006 until the 17.02.2007	Dog
2005	From the 09.02.2005 until the 28.01.2006	Rooster
2004	From the 22.01.2004 until the 08.02.2005	Monkey
2003	From the 01.02.2003 until the 21.01.2004	Sheep

New Team for Tiddler Times!

Miss Solanki and Ms Rees are delighted to welcome some new journalists to the Tiddler Times team.

Look out for their articles as you enjoy this New Year- themed edition. (We know it is February but our reporters are still learning to work to deadlines!)

2015 Trends!

It's the New Year and there are plenty of wonderful new styles up for grabs this spring! Read this article to find all the latest trends!

Newest trends for girls!

This year denim seems to be very popular, especially denim jeans. Multi coloured leggings and brightly patterned tops are also very trendy. Footwear in colourful or merged colours is fashionable. Types of shoes such converse are to date. Sunglasses seem to be in style this spring, particularly ones which are nearly rectangular and other styles like cats' eyes and almost oval are also current. Short styles like bobs are very in style and for longer hair plaits or curls.



Newest trends for boys!

This year denim jeans and tartan shirts are all the rage, mainly in colours like blue and red. Baseball caps with slogans and phrases are going to be in style this spring as well as combat trousers and jumpers with team numbers. Short and spiky hair is very trendy this year and for longer hair, heavy side fringes. Designs such as zig-zags, footballs and waves shaved into the side of the head are also popular this year.

By Edie Carter

Do you want to know all about the new things that are coming out in 2015? Well this article will tell you! We're going to talk about new songs, new books and new films.

Stunning Songs!

New songs coming out soon:

1. Rita Ora duetting with Charlie XCX—"Doing It"
2. Ella Henderson- 'Yours'

Fabulous films!

New films about to be released:

1. Shaun the Sheep the Movie
2. Cinderella (live action!)

Brilliant Books!

New books about to be published:

1. *Darkmouth* by Shane Hegarty



This fantasy book with a twist of Ghostbusters is about a young hero called Fin, his dentist mum and his famous amazing legend hunter dad.



2. *The Queen's Orang-Utan*

by David Walliams, which will raise money for Comic Relief

By Kieran Wales and Kieran Harrison

By Ruby Miller and Jessica Newcombe

TEACHER TEST

We have been interviewing many teachers about what their New Years Resolutions are. It is your job to match the teacher to their resolution! Draw lines from the teacher to their resolution!

The first one has been done for you.

See Teacher Test answer on the back page when it's completed!

Mr Herbert

Ms Rees

Miss Teale

Miss Hawes

Miss Dixon

Miss McBride

Mr Snowden

Read more and do things straight away

Eat fewer chocolate biscuits

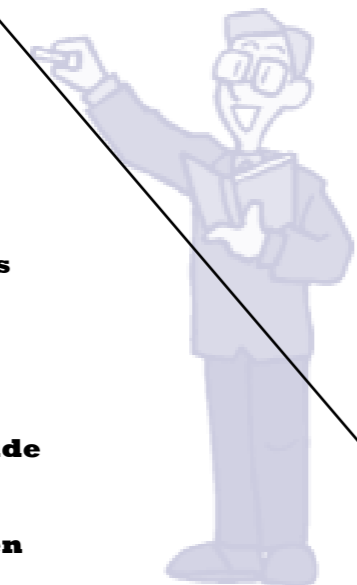
Go running more and eat less sugar

Read more before bed

Talk less, think more

Get fit and cycle to school more often

Drink less tea and more water



Rubbish Re-used!

Having a job is crucial in life, whether people are movie stars, or shop assistants.

People have to work to earn things they need, or want. Featured in this article is Mrs Engleman who has been through several different jobs. So, if Mrs Engleman didn't do the jobs that she had done, she probably wouldn't be where she is now.

Mrs Engleman

From painting to archaeology to Mum to teacher, Mrs Engleman is definitely accomplished. She started work doing painting of archaeological artefacts, meaning that she sat in a shed for hours just drawing ancient objects that had been dug out of the ground. This was done to keep a record of the artefacts. She enjoyed the job that she was doing; however, when she had children she started to be interested in how children learn. This led her to going back to the drawing board and studying for a PGCE (Postgraduate Certificate Of Education). This took one and a half years, making her a qualified teacher. Mrs Engleman has now worked as a teacher for eight whole years. She hasn't really stopped painting and archaeology because she still goes to digs as well as teaching many other children what she learned in her first career. She even started her own painting club!


Listed down below are some other people who had more than one job that you may be familiar with:



Brad Pitt was a limo driver before he was a famous actor.




Tony Blair Britain's longest serving Prime Minister turned to politics after his career promoting rock bands failed.



Madonna was a waitress. She was fired for pouring donut jelly on a customer before she took up her career in music.

Albert Einstein was a patents clerk before he transformed science and mathematics with his Theory of Relativity.



Walt Disney before he made films, Walt Disney was a newspaper editor. He was sacked because he lacked imagination.



JK Rowling was sacked from her job as a Secretary for the charity Amnesty International because she day-dreamed constantly. Then she went on to write Harry Potter and became one of the richest women in the world.

By Imogen A.R. Ditchfield

How to make a... By Olivia Butterworth

CHINESE LANTERN!

What is a Chinese Lantern?

Chinese lanterns are filled with hot air created by the candle-like cell inside them. They were originally invented by Zhuge Ichang. Chinese lanterns are now traditionally used for celebrations such as birthdays, weddings, anniversaries, bonfire night, new year and more! Fancy making one? Follow these simple steps:

You will need:

Coloured paper/thin card (wrapping paper also works well) Scissors Glue, sellotape, or a stapler A ruler
Everything ready?

Step 1) Fold the paper lengthways...

Step 2) Make a sharp fold using your fingertips

Step 3) Use scissors to cut into the folded edge of the card, stopping about 2cm away from the folded edge

Step 4) Make another cut the same way about 2cm away from the first one. Repeat all the way along the card until you are 2cm away from the end

Step 5) Unfold the card

Step 6) Roll the card around so the two short edges are together. Now see your lanterns take shape.

Step 7) If you are using glue, put it down one of the short sides of the card. Remember to make sure it is the right way up.

Step 8) Firmly press the two short sides together making sure the glue sticks. If you are using a different type of sticking material, hold tight and fasten together. You can use paper clips to hold it in place.

Step 9) Cut a strip of card about 2cm wide (The handle needs to be long enough to reach from one side of the lantern to the other.) Now for the decorating!!!! Have Fun!

